



# Caledonian

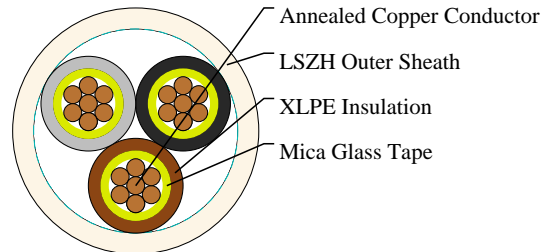

## FIREFLIX Fire Resistant Power & Control Cables

www.caledonian-cables.co.uk

sales@caledonian-cables.co.uk

### 450/750V Mica+XLPE Insulated, LSZH Sheathed Power Cables to BS 7211 (3 Cores)

FFX200 07mRZ1-R (CU/MGT+XLPE/LSZH 450/750V Class 2)



### APPLICATIONS

The cables are mainly used in power stations, mass transit underground passenger systems, airports, petrochemical plants, hotels, hospitals and high-rise buildings.

### STANDARDS

Basic design adapted from BS 7211:2012

### FIRE PERFORMANCE

Circuit Integrity	IEC 60331-21; BS 6387; BS 8491
Flame Retardance (Single vertical wire or cable test)	IEC 60332-1-2; EN 60332-1-2
Reduced Fire Propagation (Vertically-mounted bundled wires & cables test)	IEC 60332-3-24; EN 60332-3-24
Halogen Free	IEC 60754-1; EN 50267-2-1
No Corrosive Gas Emission	IEC 60754-2; EN 50267-2-2
Minimum Smoke Emission	IEC 61034-2; EN 61034-2

### VOLTAGE RATING

450/750V

### CABLE CONSTRUCTION

Conductor: Annealed copper conductor, stranded according to BS EN 60228 class 2.

Fire Barrier: Mica glass tape.

Insulation: XLPE type GP 8 according to BS 7655-1.3. Crosslinked polyolefin material type EI 5 according to EN 50363-5 can be offered as option.

Inner Covering Option: The optional inner covering, where used, shall consist of an extruded layer of synthetic polymeric material. It shall surround the laid-up two, three, four or five cores, giving the assembly a practically circular shape.

Outer Sheath: Extruded LSZH type LTS 4 according to BS 7655-6.1.

Outer Sheath Option: UV resistance, hydrocarbon resistance, oil resistance, anti-rodent and anti-termite properties can be offered as option.



# Caledonian

## FIREFLIX Fire Resistant Power & Control Cables

www.caledonian-cables.co.uk

sales@caledonian-cables.co.uk

### COLOUR CODE

Insulation Colour:

2-core: Brown and blue.

3-core: Brown, black and grey.

4-core: Blue, brown black and grey.

5-core: Green/yellow, blue, brown black and grey.

Sheath Colour: White; other colours can be offered upon request.

### PHYSICAL AND THERMAL PROPERTIES

Maximum temperature range during operation: 90°C

Maximum short circuit temperature (5 Seconds): 250°C

Minimum bending radius

OD<8mm: 4 × Overall Diameter

8mm#OD#12mm: 5 × Overall Diameter

OD>12mm: 6 × Overall Diameter

### DIMENSION AND PARAMETERS

No. of Cores × Cross- sectional Area	Conductor Class	Nominal Insulation Thickness	Nominal Sheath Thickness	Overall Diameter (min.)	Overall Diameter (max.)	Approx. Weight
No.xmm <sup>2</sup>		mm	mm	mm	mm	kg/km
3×6	2	0.7	1.4	13.8	17.2	401



Rated voltage




BS 7211



Circuit Integrity  
IEC 60331-21/BS6387/BS 8491



Flame Retardancy  
IEC 60332-1-2



Halogen Free  
IEC 60754-1



Low Corrosivity  
IEC 60754-2



Low Smoke Emission  
IEC 61034-2



Reduced Fire Propagation  
IEC 60332-5-24